























Questel Group - Report

Company Questel Group - Questel SAS	
Time range Jan 1, 2022 - Jan 1, 2023	Type GHG Protocol
Date Aug 11, 2023	

1.28kt	13.47t	23.74t	1.24kt
TOTAL EMISSIONS	SCOPE 1	SCOPE 2	SCOPE 3

Scopes	Emission sources	tCOe	Total
Scope 1	 Direct GHG emissions from stationary combustion		13.47
	 Direct GHG emissions from mobile combustion		
	 Direct physical or chemical processing GHG emissions		
	 Direct fugitive GHG emissions	13.468	
	 Direct GHG emissions and removals from land use, land use change, and forestry (LULUCF) (Optional)		
Scope 2	 Indirect GHG emission from imported electricity	23.74	23.74
	 Indirect GHG emission from imported energy other than electricity (steam, heating, cooling, and compressed air)		

Scopes	Emission sources	tCO ₂ e	Total
Scope 3	 Purchased goods and services	917.525	1,240
	 Capital goods		
	 Fuel- and energy - related activities not included in scope 1 or scope 2	5.374	
	 Upstream transportation & distribution		
	 Waste generated in operations		
	 Business travel	183.695	
	 Employee commuting	92.772	
	 Upstream leased assets	43.431	
	 Downstream transportation and distribution		
	 Processing of sold products		
	 Use of sold products		
	 End-of-life treatment of sold products		
	 Downstream leased assets		
	 Franchises		
	 Investments		